

## DAFTAR PUSTAKA

- Ali, Haji Mohammad. 1993. *Strategi penelitian pendidikan*. Angkasa.Bandung.
- Badan Pengkajian dan Pengembangan Kebijakan Perdagangan. 2014. Analisis Komoditas Kopi dan Karet Indonesia: Evaluasi Kinerja Produksi, Ekspor dan Manfaat Keikutsertaan Dalam Asosiasi Komoditas Internasional. Jakarta: Badan Pengkajian dan Pengembangan Kebijakan Perdagangan. <http://www.kemendaggo.id/files/pdf/2015/01/16/Analisis%20Karet%20Indonesia.pdf>. [29 November 2015].
- Badan Pusat Statistik. 2014. Produksi Perkebunan Rakyat Menurut Jenis Tanaman (ribu ton). <http://www.bps.go.id/linkTabelStatis/view/id/1670> [20 April 2015].
- Beckett, S. T. (Ed.). 1994. *Industrial Cocoa Manufacture and Use*. (Edisi Kedua). New Delhi: Springer Science+Business Media Dordrecht.
- Hasbullah. et al. 2021. *Kopi Indonesia*. Medan.
- Mulato, S., Widyotomo, S., dan Suharyanto, E. 2006. *Teknologi Proses dan Pengolahan Produk Primer dan Sekunder Kopi*. Jember: Pusat Penelitian Kopi dan Kakao.
- Nugroho, J. W. K., Lumbanbatu, J., dan Rahayoe, S. 2009. Pengaruh Suhu dan Lama Penyangraian Terhadap Sifat Fisik-Mekanis Biji Kopi Robusta. ISSN 2081-7152, 217-225.
- Rahardjo, P. 2012. *Panduan Budidaya: Pengolahan Kopi Arabika dan Robusta*. Jakarta: Penebar Swadaya.
- Rahayoe, S., J. Lumbanbatu, dan W. K. J. Nugroho. 2009. Pengaruh Suhu dan Lama Penyangraian terhadap Sifat Fisik-Mekanis Biji Kopi Robusta. *Jurnal Penelitian*. Yogyakarta: UGM.
- Ridwansyah, 2003. *Pengolahan Kopi*. Jurusan Teknologi Pertanian. Fakultas Pertanian, Universitas Sumatra Utara. ©2003 Digitized by USU digital library.
- Santoso, B. 1999. *Pendugaan Fungsi Keuntungan dan Skala Usaha pada usaha tani Kopi Rakyat di Lampung*, Pusat Penelitian Agro Ekonomi, Bogor.
- Spillane, J. J. 1990. *Komoditi Kopi*. Yogyakarta: Kanisius.
- Starfarm. 2010a. *Pengolahan Pasca Panen Kopi*. (<http://www.starfarmagris.co.cc/2009/06/pengolahan-pasca-panen-kopi.htm> I)
- Starfarm. 2010b. *Pengolahan Kopi Secara basah*. <http://www.starfarmagris.co.cc/2009/06/pengolahan-kopi-cara-basah.html>.
- Sunarharum, W B. 2017. *Teknologi Pengolahan Kopi*. Malang: Media Nusa Creative (MNC Publishing).
- Yusdiali, W., Mursalim, dan Tulliza, I. S. 2008. Pengaruh Suhu dan Lama Penyangraian Terhadap Tingkat Kadar air dan Keasaman Kopi Robusta.

# LAMPIRAN

Lampiran 1 Uji Anova Pengaruh Suhu Terhadap Rendemen Roasting  
**ANOVA**

**RENDEMEN**

	Sum of Squares	df	Mean Square	F	Sig.
Between Groups	156.069	2	78.034	2701.192	<,001
Within Groups	.173	6	.029		
Total	156.242	8			

**RENDEMEN**

Duncan<sup>a</sup>

		Subset for alpha = 0.05		
SUHU	N	1	2	3
220°C	3	80.2667		
200°C	3		85.3000	
180°C	3			90.4667
Sig.		1.000	1.000	1.000

Means for groups in homogeneous subsets are displayed.

a. Uses Harmonic Mean Sample Size = 3.000.

Lampiran 2 Uji Anova Pengaruh Suhu Terhadap Kadar Air Roasting

**ANOVA**

**AIR**

	Sum of Squares	df	Mean Square	F	Sig.
Between Groups	3.345	2	1.673	3.000	.125
Within Groups	3.345	6	.558		
Total	6.690	8			

**AIR**

Duncan<sup>a</sup>

Subset for alpha = 0.05		
SUHU	N	
220°C	3	46.2633
200°C	3	47.0100
180°C	3	47.7567
Sig.		.056

Means for groups in homogeneous subsets are displayed.

a. Uses Harmonic Mean Sample Size = 3.000.

Lampiran 3 Foto Kegiatan



Mesin Roasting



Proses Roasting Kopi



Pengecekan suhu dan waktu



Penimbangan Hasil Roasting



Penyeduhan Sampel Kopi



Penyeduhan Sampel Kopi

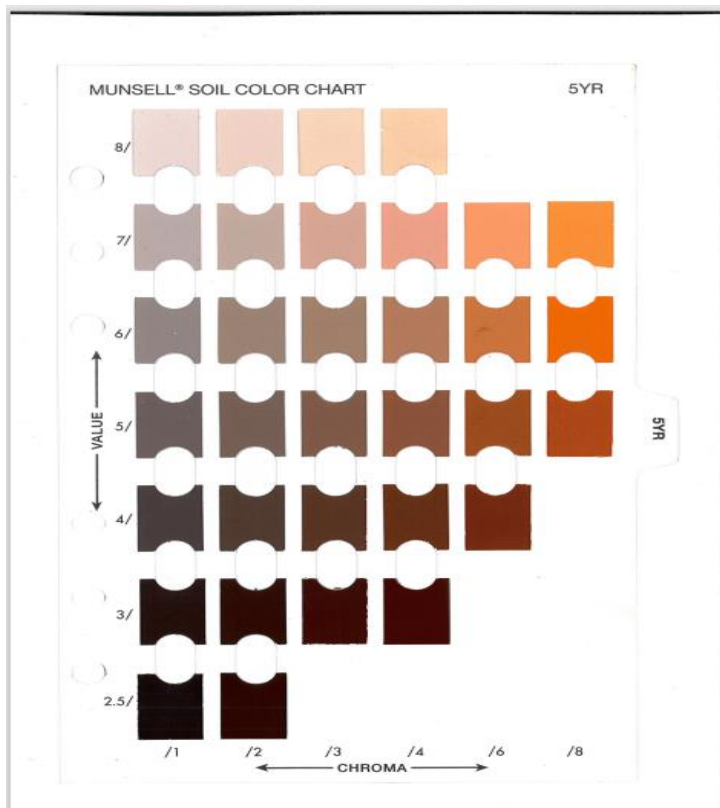



Penyajian Sampel Kopi

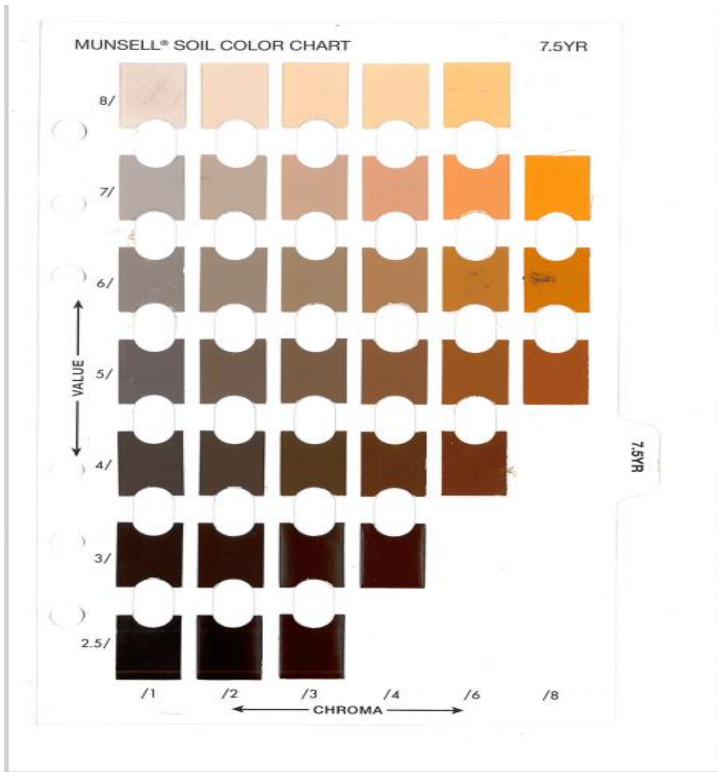


Mencicipi Rasa Kopi

### Lampiran 4 Soil Munsell Color Dan Deskripsi Munsell Color







Munsell Gradient No.	Munsell Soil Color Code	Munsell Soil Color Description
10.0	10R 2.5/1	Reddish Black
10.0	10R 2.5/2	Very Dusky Red
10.0	10R 3/1	Dark Reddish Gray
10.0	10R 3/2	Dusky Red
10.0	10R 3/3	Dusky Red
10.0	10R 3/4	Dusky Red
10.0	10R 3/6	Dark Red
10.0	10R 4/1	Dark Reddish Gray
10.0	10R 4/2	Weak Red
10.0	10R 4/3	Weak Red
10.0	10R 4/4	Weak Red
10.0	10R 4/6	Red
10.0	10R 4/8	Red
10.0	10R 5/1	Reddish Gray
10.0	10R 5/2	Weak Red
10.0	10R 5/3	Weak Red
10.0	10R 5/4	Weak Red
10.0	10R 5/6	Red
10.0	10R 5/8	Red
10.0	10R 6/1	Reddish Gray
10.0	10R 6/2	Pale Red
10.0	10R 6/3	Pale Red
10.0	10R 6/4	Pale Red
10.0	10R 6/6	Light Red
10.0	10R 6/8	Light Red



12.5	2.5YR 7/6	Light Red
12.5	2.5YR 7/8	Light Red
12.5	2.5YR 8/1	White
12.5	2.5YR 8/2	Pinkish White
12.5	2.5YR 8/3	Pink
12.5	2.5YR 8/4	Pink
15.0	5YR 2.5/1	Black
15.0	5YR 2.5/2	Dark Reddish Brown
15.0	5YR 3/1	Very Dark Gray
15.0	5YR 3/2	Dark Reddish Brown
15.0	5YR 3/3	Dark Reddish Brown
15.0	5YR 3/4	Dark Reddish Brown
15.0	5YR 4/1	Dark Gray
15.0	5YR 4/2	Dark Reddish Gray
15.0	5YR 4/3	Reddish Brown
15.0	5YR 4/4	Reddish Brown
15.0	5YR 4/6	Yellowish Red
15.0	5YR 5/1	Gray
15.0	5YR 5/2	Reddish Gray
15.0	5YR 5/3	Reddish Brown
15.0	5YR 5/4	Reddish Brown
15.0	5YR 5/6	Yellowish Red
15.0	5YR 5/8	Yellowish Red
15.0	5YR 6/1	Gray
15.0	5YR 6/2	Pinkish Gray
15.0	5YR 6/3	Light Reddish Brown
15.0	5YR 6/4	Light Reddish Brown
15.0	5YR 6/6	Reddish Yellow
15.0	5YR 6/8	Reddish Yellow
15.0	5YR 7/1	Light Gray
15.0	5YR 7/2	Pinkish Gray
15.0	5YR 7/3	Pink
15.0	5YR 7/4	Pink
15.0	5YR 7/6	Reddish Yellow
15.0	5YR 7/8	Reddish Yellow
15.0	5YR 8/1	White
15.0	5YR 8/2	Pinkish White
15.0	5YR 8/3	Pink
15.0	5YR 8/4	Pink
17.5	7.5YR	
17.5	2.5/1	Black
17.5	7.5YR	
17.5	2.5/2	Very Dark Brown
17.5	7.5YR	
17.5	2.5/3	Very Dark Brown

17.5	7.5YR 3/1	Very Dark Gray
17.5	7.5YR 3/2	Dark Brown
17.5	7.5YR 3/3	Dark Brown
17.5	7.5YR 3/4	Dark Brown
17.5	7.5YR 4/1	Dark Gray
17.5	7.5YR 4/2	Brown
17.5	7.5YR 4/3	Brown
17.5	7.5YR 4/4	Brown
17.5	7.5YR 4/6	Strong Brown
17.5	7.5YR 5/1	Gray
17.5	7.5YR 5/2	Brown
17.5	7.5YR 5/3	Brown
17.5	7.5YR 5/4	Brown
17.5	7.5YR 5/6	Strong Brown
17.5	7.5YR 5/8	Strong Brown
17.5	7.5YR 6/1	Gray
17.5	7.5YR 6/2	Pinkish Gray
17.5	7.5YR 6/3	Light Brown
17.5	7.5YR 6/4	Light Brown
17.5	7.5YR 6/6	Reddish Yellow
17.5	7.5YR 6/8	Reddish Yellow
17.5	7.5YR 7/1	Light Gray
17.5	7.5YR 7/2	Pinkish Gray
17.5	7.5YR 7/3	Pink
17.5	7.5YR 7/4	Pink
17.5	7.5YR 7/6	Reddish Yellow
17.5	7.5YR 7/8	Reddish Yellow
17.5	7.5YR 8/1	White
17.5	7.5YR 8/2	Pinkish White
17.5	7.5YR 8/3	Pink
17.5	7.5YR 8/4	Pink
17.5	7.5YR 8/6	Reddish Yellow
20.0	10YR 2/1	Black
20.0	10YR 2/2	Very Dark Brown
20.0	10YR 3/1	Very Dark Gray
20.0		Very Dark Grayish
20.0	10YR 3/2	Brown
20.0	10YR 3/3	Dark Brown
20.0	10YR 3/4	Dark Yellowish Brown
20.0	10YR 3/6	Dark Yellowish Brown
20.0	10YR 4/1	Dark Gray
20.0	10YR 4/2	Dark Grayish Brown
20.0	10YR 4/3	Brown
20.0	10YR 4/4	Dark Yellowish Brown
20.0	10YR 4/6	Dark Yellowish Brown

Lampiran 5 Data Mentah.

Percobaan pertama

kode	Kadar air awal	Kadar air akhir	Berat awal	Berat akhir
L1T1	13,4 %	6,5 %	2000 g	1810 g
L2T1	13,4 %	6,4 %	2000 g	1810 g
L3T1	13,4 %	6,3 %	2000 g	1810 g
L1T2	13,4 %	6,4 %	2000 g	1701,5 g
L2T2	13,4 %	6,3 %	2000 g	1701,5 g
L3T2	13,4 %	6,2 %	2000 g	1701,5 g
L1T3	13,4 %	6,3 %	2000 g	1602,2 g
L2T3	13,4 %	6,2 %	2000 g	1602,2 g
L3T3	13,4 %	6,1 %	2000 g	1602,2 g

Percobaan kedua

kode	Kadar air awal	Kadar air akhir	Berat awal	Berat akhir
L1T1	13,4 %	6,5 %	2000 g	1806,7 g
L2T1	13,4 %	6,4 %	2000 g	1806,7 g
L3T1	13,4 %	6,3 %	2000 g	1806,7 g
L1T2	13,4 %	6,4 %	2000 g	1710,4 g
L2T2	13,4 %	6,3 %	2000 g	1710,4 g
L3T2	13,4 %	6,2 %	2000 g	1710,4 g
L1T3	13,4 %	6,3 %	2000 g	1605 g
L2T3	13,4 %	6,2 %	2000 g	1605 g
L3T3	13,4 %	6,1 %	2000 g	1605 g

### Percobaan ketiga

kode	Kadar air awal	Kadar air akhir	Berat awal	Berat akhir
L1T1	13,4 %	6,5 %	2000 g	1811,2 g
L2T1	13,4 %	6,4 %	2000 g	1811,2 g
L3T1	13,4 %	6,3 %	2000 g	1811,2 g
L1T2	13,4 %	6,4 %	2000 g	1705,8 g
L2T2	13,4 %	6,3 %	2000 g	1705,8 g
L3T2	13,4 %	6,2 %	2000 g	1705,8 g
L1T3	13,4 %	6,3 %	2000 g	1608,3 g
L2T3	13,4 %	6,2 %	2000 g	1608,3 g
L3T3	13,4 %	6,1 %	2000 g	1608,3 g

### HASIL KUOSIONER

responden	rasa					total	warna					total
	light	light to	medium	medium to	dark		light	light to	medium	medium to	dark	
1	2	3	5	4	3	17	2	3	5	4	3	17
2	2	3	5	4	3	17	2	3	5	4	3	17
3	2	3	5	4	3	17	2	3	5	4	3	17
4	2	3	4	4	3	16	2	3	4	4	3	16
5	2	3	4	4	3	16	2	3	4	4	3	16
6	2	3	5	4	3	17	2	3	5	4	3	17
7	1	3	5	4	3	16	1	3	5	4	3	16
8	1	3	5	4	3	16	1	3	5	4	3	16
9	2	2	5	4	2	15	2	2	5	4	2	15
10	2	2	5	3	2	14	2	2	5	3	2	14
11	2	3	4	5	3	17	2	3	4	5	3	17
12	1	3	5	4	3	16	1	3	5	4	3	16
13	2	3	5	4	3	17	2	3	5	4	3	17
14	2	3	5	4	3	17	2	3	5	4	3	17
15	2	3	5	4	3	17	2	3	5	4	3	17
16	2	2	5	4	2	15	2	2	5	4	2	15
17	2	3	5	4	3	17	2	3	5	4	3	17
18	2	3	4	5	3	17	2	3	4	5	3	17
19	2	3	5	4	3	17	2	3	5	4	3	17
20	2	3	4	3	3	15	2	3	4	3	3	15
	37	57	95	80	57		37	57	95	80	57	

Lampiran 6 Hasil Uji Statistik Kuesioner terhadap Rasa Dan Warna.

**L.A**

		Frequenc y	Percent	Valid Percent	Cumulative Percent
Valid	STS	3	15.0	15.0	15.0
	TS	17	85.0	85.0	100.0
	Total	20	100.0	100.0	

**LT.A**

		Frequenc y	Percent	Valid Percent	Cumulative Percent
Valid	TS	3	15.0	15.0	15.0
	CS	17	85.0	85.0	100.0
	Total	20	100.0	100.0	

**M.A**

		Frequenc y	Percent	Valid Percent	Cumulative Percent
Valid	S	5	25.0	25.0	25.0
	SS	15	75.0	75.0	100.0
	Total	20	100.0	100.0	

**MT.A**

		Frequenc y	Percent	Valid Percent	Cumulative Percent
Valid	CS	2	10.0	10.0	10.0
	S	16	80.0	80.0	90.0
	SS	2	10.0	10.0	100.0
	Total	20	100.0	100.0	

**D.A**

		Frequenc y	Percent	Valid Percent	Cumulative Percent
Valid	TS	3	15.0	15.0	15.0
	CS	17	85.0	85.0	100.0
	Total	20	100.0	100.0	

**L.B**

		Frequency	Percent	Valid Percent	Cumulative Percent
Valid	STS	3	15.0	15.0	15.0
	TS	17	85.0	85.0	100.0
	Total	20	100.0	100.0	

**LT.B**

		Frequency	Percent	Valid Percent	Cumulative Percent
Valid	TS	3	15.0	15.0	15.0
	CS	17	85.0	85.0	100.0
	Total	20	100.0	100.0	

**M.B**

		Frequency	Percent	Valid Percent	Cumulative Percent
Valid	S	5	25.0	25.0	25.0
	SS	15	75.0	75.0	100.0
	Total	20	100.0	100.0	

**MT.B**

		Frequency	Percent	Valid Percent	Cumulative Percent
Valid	CS	2	10.0	10.0	10.0
	S	16	80.0	80.0	90.0
	SS	2	10.0	10.0	100.0
	Total	20	100.0	100.0	

**D.B**

		Frequency	Percent	Valid Percent	Cumulative Percent
Valid	TS	3	15.0	15.0	15.0
	CS	17	85.0	85.0	100.0
	Total	20	100.0	100.0	

