

DAFTAR PUSTKA

- Arifah, S. M. (2013). Aplikasi Macam Dan Dosis Pupuk Kandang Pada Tanaman Kentang. *J. Gamma*, 8(2), 80–85.
- BPS. (2020). Luas Panen Terong Di Jawa Tebhah. BPS. <https://jateng.bps.go.id/indicator/55/753/1/luas-panen-dan-produksi-terong.html>
- Evanita, E., Widaryanto, E., & Suwasono, Y. B. (2012). The Influence Of Cattle Dropping Fertilizer On Growth And Yield Of The Eggplant (*Solanum melongena L*) In Intercropping Pattern With Napier Grass (*Penisetum purpureum*) Of The First Crop. *Jurnal Produksi Tanaman*, 2(7), 533–541.
- Firmanto, B. H. (2011). Sukses Bertanam Tomat Secara Organik. *Bandung. Penerbit Angkasa Bandung*.
- Hairiah, K., Van Noordwijk, M., & Cadisch, G. (2000). Crop Yield, C And N Balance Of Three Types Of Cropping Systems On An Ultisol In Northern Lampung. *NJAS-Wageningen Journal of Life Sciences*, 48(1), 3–17.
- Hartati, T. M., & Rachman, I. A. (2022). Pengaruh Pemberian Pupuk Kandang Kambing terhadap Pertumbuhan dan Hasil Tanaman Caisim (*Brassica campestris*) di Inceptisol. *Agro Bali: Agricultural Journal*, 5(1), 92–101. <https://doi.org/10.37637/ab.v5i1.875>
- Isnaini, M., Rahmi, A., & Sujalu, P. (2014). Pengaruh Jenis dan Konsentrasi Pupuk Daun Terhadap Pertumbuhan dan Hasil Tanaman Terong(*Solanum melongena L.*) Varietas Mustang F1. *Agrifor*, 8(1), 53–58.
- Lingga, P. (2017). Edisi Revisi Petunjuk Penggunaan Pupuk. Niaga Swadaya.
- Masithoh, S., & Yoesdiarty, A. (2014). Rekayasa Sosial Kelembagaan Tani Dalam Meningkatkan Pendapatan Petani Ubi Jalar Melalui Program PUAP. *Jurnal Pertanian*, 5(43), 1–10.
- Muldiana, Sahri, & Rosdiana. (2017). Respon Tanaman Terong (*Solanum malongena L.*) Terhadap Interval Pemberian Pupuk Organik Cair Dengan Interval Waktu Yang Berbeda. *Jurnal UMJ*, 1(1), 155–162.
- Prihandini, P. W., & Purwanto, T. (2007). Petunjuk Teknis Pembuatan Kompos Kotoran Sapi. *Jakarta: Pusat Penelitian Dan Pengembangan Peternakan, Badan Penelitian Dan Pengembangan Pertanian, Departemen Pertanian*.
- Rangkuti, N. P. J., Mukarlina, & Rahmawati. (2017). Pertumbuhan Bayam Merah (*Amaranthus tricolor L.*) yang diberi Pupuk Kompos Kotoran Kambing dengan Dekomposer *Trichoderma harzianum*. *Protobiont*, 6(3), 18–25.

- Ratriyanto, A., Widyawati, S. D., P.S. Suprayogi, W., Prastowo, S., & Widyas, N. (2019). Pembuatan Pupuk Organik dari Kotoran Ternak untuk Meningkatkan Produksi Pertanian. *SEMAR (Jurnal Ilmu Pengetahuan, Teknologi, Dan Seni Bagi Masyarakat)*, 8(1), 9–13. <https://doi.org/10.20961/semar.v8i1.40204>
- Safei, M., Rahmi, A., & Jannah, D. N. (2014). *Pengaruh Jenis Dan Dosis Pupuk Organik Terhadap Pertumbuhan Dan Hasil Tanaman Terung (Solanum melongena L.) Varietas Mustang F-1 (Vol. 1)*. <http://agrobisindo.com>
- Setiawan, H., Junaedi, A., & Suhartanto, M. R. (2019). Manajemen Produksi Terung (*Solanum melongena L.*) Hidroponik dalam GH dengan Aspek Khusus Pemupukan di Belanda. *Buletin Agrohorti*, 7(1), 84–92. <https://doi.org/10.29244/agrob.v7i1.24750>
- Simbolon, S. N., & Suryanto, A. (2018). Pengaruh Interval Waktu Pemberian Nutrisi Ab- Mix dan Metode Hidroponik pada Tanaman Melon (*Cucumis melo L.*). *Jurnal Produksi Tanaman*, 6(9), 2372–2381.
- Soetasad, & A.Adi. (2000). *Budidaya Terung Lokal dan Terung Jepang*. PenebarSwadaya.
- Sri Yunaning, Junaidi, Saptorini, & Rasyadan Taufiq Probojati. (2022). Pengaruh Pemberian Dosis Pupuk Kandang Kambing dan Pupuk Urea Terhadap Pertumbuhan dan Hasil Tanaman Jagung Manis (*Zea mays var. saccharat Sturt*). *Jurnal Ilmiah Pertanian Nasional (JINTAN)*, 2(1), 71–85.
- Sulardi, Tharmizi, H., M.Warsito, & Lubis, N. (2022). *Agribisnis Budidaya Tanaman Terong Ungu (R. Ali, Ed.; 1st ed.)*. PT Dewangga Energi Internasional.
- Suparhun, S., Anshar, M., & Tambing, Y. (2015). Pengaruh Pupuk Organik Dan Poc Dari Kotoran Kambing Terhadap Pertumbuhan Tanaman Sawi (*Brassica juncea L.*). In *J. Agrotekbis (Vol. 3, Issue 5)*.
- Tombe M. & S hendra. (2010). *Kompos Biopestisida Pupuk Organik Generasi Terbaru (Eds.; 1st ed., Vol. 1)*. PT. Kanisius.
- Trivana, L., Pradhana, A. Y., & Manambangtua, A. P. (2017). Optimalisasi Waktu Pengomposan Pupuk Kandang Dari Kotoran Kambing Dan Debu Sabut Kelapa Dengan Bioaktivator EM4. *Jurnal Sains & Teknologi Lingkungan*, 9(1), 16–24.
- Widyastuti, R. D., & Hendarto, K. (2018). *Uji Efektifitas Penggunaan Pupuk Npk Dan Pupuk Kandang Terhadap Pertumbuhan Cabai Merah (Capsicum Annuum L.)*. *Jurnal Agro Ekstensia* 12(1), 20-26.

Yuniwati, M., Iskarima, F., & Padulemba, A. (2012). Optimasi Kondisi Proses Pembuatan Kompos dari Sampah Organik dengan Cara Fermentasi Menggunakan EM4. In *Jurnal Teknologi* (Vol. 5, Issue 2, pp. 172–181).

LAMPIRAN

Lampiran 1. Hasil sidik ragam parameter penelitian

1. Tinggi Tanaman

Tests of Between-Subjects Effects

Dependent Variable: TINGGI_TANAMAN

| Source | Type III Sum of Squares | df | Mean Square | F | Sig. |
|-----------------|-------------------------|----|-------------|----------|-------|
| Corrected Model | 294.667 ^a | 8 | 36.833 | 1.412 | .218 |
| Intercept | 159740.167 | 1 | 159740.167 | 6122.050 | <.001 |
| DOSIS | 127.444 | 2 | 63.722 | 2.442 | .098 |
| WK | 67.111 | 2 | 33.556 | 1.286 | .286 |
| DOSIS * WK | 100.111 | 4 | 25.028 | .959 | .439 |
| Error | 1174.167 | 45 | 26.093 | | |
| Total | 161209.000 | 54 | | | |
| Corrected Total | 1468.833 | 53 | | | |

a. R Squared = .201 (Adjusted R Squared = .058)

2. Jumlah Daun

Tests of Between-Subjects Effects

Dependent Variable: JUMLAH_DAUN

| Source | Type III Sum of Squares | df | Mean Square | F | Sig. |
|-----------------|-------------------------|----|-------------|---------|-------|
| Corrected Model | 181.667 ^a | 8 | 22.708 | 2.151 | .050 |
| Intercept | 5340.167 | 1 | 5340.167 | 505.733 | <.001 |
| DOSIS | 99.111 | 2 | 49.556 | 4.693 | .014 |
| WK | 50.333 | 2 | 25.167 | 2.383 | .104 |
| DOSIS * WK | 32.222 | 4 | 8.056 | .763 | .555 |
| Error | 475.167 | 45 | 10.559 | | |
| Total | 5997.000 | 54 | | | |
| Corrected Total | 656.833 | 53 | | | |

a. R Squared = .277 (Adjusted R Squared = .148)

3. Luas Daun

Tests of Between-Subjects Effects

Dependent Variable: LUAS_DAUN

| Source | Type III Sum of Squares | df | Mean Square | F | Sig. |
|-----------------|-------------------------|----|--------------|----------|-------|
| Corrected Model | 39695.355 ^a | 8 | 4961.919 | 3.023 | .008 |
| Intercept | 14771559.717 | 1 | 14771559.717 | 9000.175 | <.001 |
| DOSIS | 10519.112 | 2 | 5259.556 | 3.205 | .050 |
| WK | 20449.917 | 2 | 10224.958 | 6.230 | .004 |
| DOSIS * WK | 8726.326 | 4 | 2181.582 | 1.329 | .274 |
| Error | 73856.361 | 45 | 1641.252 | | |
| Total | 14885111.433 | 54 | | | |
| Corrected Total | 113551.716 | 53 | | | |

a. R Squared = .350 (Adjusted R Squared = .234)

4. Diameter Batang

Tests of Between-Subjects Effects

Dependent Variable: DIAMETER_BATANG

| Source | Type III Sum of Squares | df | Mean Square | F | Sig. |
|-----------------|-------------------------|----|-------------|----------|-------|
| Corrected Model | 108.868 ^a | 8 | 13.609 | 15.116 | <.001 |
| Intercept | 5528.759 | 1 | 5528.759 | 6141.043 | <.001 |
| DOSIS | 3.249 | 2 | 1.625 | 1.805 | .176 |
| WK | 100.727 | 2 | 50.364 | 55.941 | <.001 |
| DOSIS * WK | 4.892 | 4 | 1.223 | 1.358 | .263 |
| Error | 40.513 | 45 | .900 | | |
| Total | 5678.140 | 54 | | | |
| Corrected Total | 149.381 | 53 | | | |

a. R Squared = .729 (Adjusted R Squared = .681)

5. Berat Segar Tajuk

Tests of Between-Subjects Effects

Dependent Variable: BST

| Source | Type III Sum of Squares | df | Mean Square | F | Sig. |
|-----------------|-------------------------|----|-------------|---------|-------|
| Corrected Model | 3202.926 ^a | 8 | 400.366 | .247 | .979 |
| Intercept | 1535541.407 | 1 | 1535541.407 | 947.324 | <.001 |
| DOSIS | 137.815 | 2 | 68.907 | .043 | .958 |
| WK | 610.037 | 2 | 305.019 | .188 | .829 |
| DOSIS * WK | 2455.074 | 4 | 613.769 | .379 | .823 |
| Error | 72941.667 | 45 | 1620.926 | | |
| Total | 1611686.000 | 54 | | | |
| Corrected Total | 76144.593 | 53 | | | |

a. R Squared = .042 (Adjusted R Squared = -.128)

6. Berat Kering Tajuk

Tests of Between-Subjects Effects

Dependent Variable: BKT

| Source | Type III Sum of Squares | df | Mean Square | F | Sig. |
|-----------------|-------------------------|----|-------------|---------|-------|
| Corrected Model | 1633.333 ^a | 8 | 204.167 | .815 | .593 |
| Intercept | 137410.667 | 1 | 137410.667 | 548.375 | <.001 |
| DOSIS | 92.111 | 2 | 46.056 | .184 | .833 |
| WK | 1392.444 | 2 | 696.222 | 2.778 | .073 |
| DOSIS * WK | 148.778 | 4 | 37.194 | .148 | .963 |
| Error | 11276.000 | 45 | 250.578 | | |
| Total | 150320.000 | 54 | | | |
| Corrected Total | 12909.333 | 53 | | | |

a. R Squared = .127 (Adjusted R Squared = -.029)

7. Volume Akar

Tests of Between-Subjects Effects

Dependent Variable: VOLUME_AKAR

| Source | Type III Sum of Squares | df | Mean Square | F | Sig. |
|-----------------|-------------------------|----|-------------|---------|-------|
| Corrected Model | 1602.259 ^a | 8 | 200.282 | .969 | .472 |
| Intercept | 69194.241 | 1 | 69194.241 | 334.793 | <.001 |
| DOSIS | 512.037 | 2 | 256.019 | 1.239 | .299 |
| WK | 564.593 | 2 | 282.296 | 1.366 | .266 |
| DOSIS * WK | 525.630 | 4 | 131.407 | .636 | .640 |
| Error | 9300.500 | 45 | 206.678 | | |
| Total | 80097.000 | 54 | | | |
| Corrected Total | 10902.759 | 53 | | | |

a. R Squared = .147 (Adjusted R Squared = -.005)

8. Panjang Akar

Tests of Between-Subjects Effects

Dependent Variable: PANJANG_AKAR

| Source | Type III Sum of Squares | df | Mean Square | F | Sig. |
|-----------------|-------------------------|----|-------------|---------|-------|
| Corrected Model | 1416.926 ^a | 8 | 177.116 | 1.918 | .081 |
| Intercept | 56583.407 | 1 | 56583.407 | 612.718 | <.001 |
| DOSIS | 71.259 | 2 | 35.630 | .386 | .682 |
| WK | 864.148 | 2 | 432.074 | 4.679 | .014 |
| DOSIS * WK | 481.519 | 4 | 120.380 | 1.304 | .283 |
| Error | 4155.667 | 45 | 92.348 | | |
| Total | 62156.000 | 54 | | | |
| Corrected Total | 5572.593 | 53 | | | |

a. R Squared = .254 (Adjusted R Squared = .122)

9. Berat Segar Akar

Tests of Between-Subjects Effects

Dependent Variable: BERAT_SEGAR_AKAR

| Source | Type III Sum of Squares | df | Mean Square | F | Sig. |
|-----------------|-------------------------|----|-------------|---------|-------|
| Corrected Model | 1835.747 ^a | 8 | 229.468 | 1.191 | .326 |
| Intercept | 88330.667 | 1 | 88330.667 | 458.549 | <.001 |
| DOSIS | 571.381 | 2 | 285.691 | 1.483 | .238 |
| WK | 537.213 | 2 | 268.607 | 1.394 | .258 |
| DOSIS * WK | 727.152 | 4 | 181.788 | .944 | .448 |
| Error | 8668.387 | 45 | 192.631 | | |
| Total | 98834.800 | 54 | | | |
| Corrected Total | 10504.133 | 53 | | | |

a. R Squared = .175 (Adjusted R Squared = .028)

10. Berat Kering Akar

Tests of Between-Subjects Effects

Dependent Variable: BERAT_KERING_AKAR

| Source | Type III Sum of Squares | df | Mean Square | F | Sig. |
|-----------------|-------------------------|----|-------------|---------|-------|
| Corrected Model | 152.926 ^a | 8 | 19.116 | 1.176 | .334 |
| Intercept | 7608.907 | 1 | 7608.907 | 468.294 | <.001 |
| DOSIS | 42.704 | 2 | 21.352 | 1.314 | .279 |
| WK | 78.815 | 2 | 39.407 | 2.425 | .100 |
| DOSIS * WK | 31.407 | 4 | 7.852 | .483 | .748 |
| Error | 731.167 | 45 | 16.248 | | |
| Total | 8493.000 | 54 | | | |
| Corrected Total | 884.093 | 53 | | | |

a. R Squared = .173 (Adjusted R Squared = .026)

11. Jumlah Bunga

Tests of Between-Subjects Effects

Dependent Variable: JUMLAH_BUNGA

| Source | Type III Sum of Squares | df | Mean Square | F | Sig. |
|-----------------|-------------------------|----|-------------|---------|------|
| Corrected Model | 13.926 ^a | 8 | 1.741 | 2.304 | .037 |
| Intercept | 208.074 | 1 | 208.074 | 275.392 | .000 |
| WK | 1.370 | 2 | .685 | .907 | .411 |
| DOSIS | 7.148 | 2 | 3.574 | 4.730 | .014 |
| WK * DOSIS | 5.407 | 4 | 1.352 | 1.789 | .148 |
| Error | 34.000 | 45 | .756 | | |
| Total | 256.000 | 54 | | | |
| Corrected Total | 47.926 | 53 | | | |

a. R Squared = .291 (Adjusted R Squared = .164)

12. Jumlah Buah

Tests of Between-Subjects Effects

Dependent Variable: JUMLAH_BUAH

| Source | Type III Sum of Squares | df | Mean Square | F | Sig. |
|-----------------|-------------------------|----|-------------|---------|-------|
| Corrected Model | .370 ^a | 8 | .046 | .625 | .752 |
| Intercept | 62.296 | 1 | 62.296 | 841.000 | <.001 |
| DOSIS | .037 | 2 | .019 | .250 | .780 |
| WK | .037 | 2 | .019 | .250 | .780 |
| DOSIS * WK | .296 | 4 | .074 | 1.000 | .418 |
| Error | 3.333 | 45 | .074 | | |
| Total | 66.000 | 54 | | | |
| Corrected Total | 3.704 | 53 | | | |

a. R Squared = .100 (Adjusted R Squared = -.060)

13. Berat Buah










Tests of Between-Subjects Effects

Dependent Variable: BERAT_BUAH

| Source | Type III Sum of Squares | df | Mean Square | F | Sig. |
|-----------------|-------------------------|----|-------------|---------|-------|
| Corrected Model | 6646.000 ^a | 8 | 830.750 | .579 | .790 |
| Intercept | 654720.667 | 1 | 654720.667 | 456.277 | <.001 |
| DOSIS | 3517.000 | 2 | 1758.500 | 1.226 | .303 |
| WK | 1920.333 | 2 | 960.167 | .669 | .517 |
| DOSIS * WK | 1208.667 | 4 | 302.167 | .211 | .931 |
| Error | 64571.333 | 45 | 1434.919 | | |
| Total | 725938.000 | 54 | | | |
| Corrected Total | 71217.333 | 53 | | | |

a. R Squared = .093 (Adjusted R Squared = -.068)

Lampiran 2. Foto kegiatan penelitian

| | | |
|---|--|---|
|  |  |  |
| <p>Pembuatan pupuk</p> | <p>Persiapan lahan</p> | <p>Persiapan media tanam</p> |
|  |  |  |
| <p>Bibit</p> | <p>Pindah tanam</p> | <p>Penyusunan</p> |
|  |  |  |
| <p>Pemeliharaan dan pengukuran mingguan</p> | <p>Bongkar tanam</p> | <p>Panen</p> |



Pengukuran luas daun



Pengukuran luas daun



Oven



Penimbangan BKT



Pengukuran volume akar



Proses uji kandungan unsur hara pupuk

Lampiran 3. Deskripsi Varietas Terong Mustang F1

MUSTANG F1



Nomor SK Kementan: 877/Kpts/TP:240/7/99

Rekomendasi Dataran: Rendah - Menengah

Ketahanan Penyakit*: -

Umur Panen (HST)*: 50

Bobot per Buah (g)*: 150 - 200

Potensi Hasil (ton/ha)*: 50 - 60

PVT: -