

## DAFTAR PUSTAKA

- Ahmad, S. widhana. (2016). *Peranan Legume Cover Crops (LCC) Peranan Legume Cover Crops (LCC) Colopogonium mucunoides DESV. Pada Teknik Konservasi Tanah Dan Air Di Perkebunan Kelapa Sawit.*
- Akbar, R., Budi Hastuti, P., & wirianata, H. (2024). *Nodulasi dan Pertumbuhan Biomassa dengan Berbagai Jenis Tanaman LCC (Mucuna bracteate, Pueraria javanicadan Calopogonium mucunoides) sebagai Tanaman Penutup Tanah Kelapa Sawit. 2.*
- Arimbawa, I. B., Saidy, A. R., Razie, F., Purnomo, J., Hermantoro, Suparyanto, T., & Pardamean, B. (2024). Differences In Characteristic Of Spodosols, Inceptisols, And Ultisols Towards Oil Palm Productivity. *Communications in Mathematical Biology and Neuroscience*, 2024. <https://doi.org/10.28919/cmbn/8678>
- Basuki, Tinting, R., & GIP, W. (2021). Pengaruh pupuk NPK Mutiara terhadap pelindian fosfor dan kalsium pada tanah podsolik merah kuning dan tanah sulfat masam. *Jurnal AGRI PEAT*, 22(1), 2620–6935.
- Bimasakti, M. K., Rohmiyati, S. M., & Kautsar, V. (2017). Tingkat kesuburan tanah dibawah tanaman Mucuna Bracteata dan Nephrolepis. *Jurnal Agromast*, 2(1).
- BPS, I. (2024). *Statistik kelapa sawit Indonesia* (Vol. 17).
- Fazry, R. A., Wilisiani, F., & Ryan Firman Syah. (2024). Pengaruh dosis pupuk Triple Super Phosphate (TSP) dan Mikoriza terhadap pertumbuhan tanaman legume cover crop (*Calopogonium Mucunoides*) pada tanah latosol. *Agrisaintifika: Jurnal Ilmu-Ilmu Pertanian*, 8(2), 280–285. <https://doi.org/10.32585/ags.v8i2.5824>
- Ginting, C. (2024). *Manajemen Nutrisi kelapa sawit*. INSTIPER PRESS.
- Harahap, M. F. R., Walida, H., & Triyanto, Y. (2023). Karakteristik sifat kimia tanah pada tegakan tanaman kelapa sawit (studi kasus di kebun milik rakyat di desa Perlabian Kecamatan Kampung Rakyat Kabupaten Labuhanbatu Selatan). *Jurnal Mahasiswa Agroteknologi (JMATEK)*, 4(1).
- Martoyo, K., & Kusumawati, A. (2024). *Potensi kelapa sawit pada lahan marginal*. Tahta Media Group.
- Ma'ruf, A., Zulia, C., & Safrudin. (2017). *Legume Cover Crop di Perkebunan Kelapa Sawit*. Forthisa Karya. <https://www.researchgate.net/publication/316349699>
- Muhamad, F. (2026). *Pemanfaatan Tanaman Penutup Tanah untuk Mengurangi Erosi dan Meningkatkan Kualitas Tanah pada Perkebunan Kelapa Sawit di Kabupaten Ketapang, Kalimantan Barat.*

- Nirtha, I., & Puspita Sari, D. (2018). *Analisis nilai pH dan konsentrasi logam besi (Fe) pada media lahan basah buatan aliran horizontal bawah permukaan yang mengolah air saluran reklamasi*. 14(3).
- Pradiko, I., Farrasati, R., Rahutomo, S., Noviandy Ginting, E., Candra, Krissetya, & Mahendra. (2020). *Pengaruh iklim terhadap dinamika kelembaban tanah di piringan pohon tanaman kelapa sawit*. 39–51.
- Puspitorini, P., & Iqbal, G. (2024). *Dasar dasar Ilmu Tanah*. Mitra Cendekia Media.
- Putra, D. P., Nugraha, N. S., Bimantio, M. P., Suparyanto, T., Nugroho, K. S., & Pardamean, B. (2026). Transformation Of Pellet-Based Planting Media As An Organic Matter And Nutrient Enhancer For Improving Soil Quality. *Communications in Mathematical Biology and Neuroscience*, 2026. <https://doi.org/10.28919/CMBN/9727>
- Saputra, A., & Wawan. (2017). Pengaruh *Leguminosa Cover Crop (LCC) Mucuna Bracteata* pada Tiga Kemiringan Lahan Terhadap Sifat Kimia Tanah dan Perkembangan Akar Kelapa Sawit Belum Menghasilkan. In *Universitas Riau JOM FAPERTA* (Vol. 4, Number 2).
- Saputra, J. J., & Prastia, B. (2020). *Pengaruh Pemberian Kombinasi Dolomid Dan Sp 36 Terhadap Pertumbuhankelapa Sawit (Elais genensis Jacq) TBM 1 DI ULTISOL*.
- Syarovy, M., Ginting, E. N., Wiratmoko, D., & Santoso, H. (2015). Optimalisasi Pertumbuhan Tanaman Kelapa Sawit di tanah Spodosol. *Jurnal Pertanian Tropik*, 2(3), 340–347.
- Vani, muhammad rio, Manu Rohmiyati, S., & Yuniasih, B. (2024). *Pengaruh Legume Cover Crop terhadap Sifat Sifik Tanah pada Tanaman Belum Menghasilkan* (Vol. 2, Number 2).
- Wicaksono, R., Andayani, N., & Purwati, W. D. U. (2023). Kajian karakteristik 3 varietas kelapa sawit di tanah podsolik. *Agroforetech*, 1(3), 1575–1581.
- Wiratmoko, D., Listia, E., & Fadli, M. (2007). Mengenal Tanah Spodosol dan Kesesuaiannya Untuk Kelapa Sawit. *Warta PPKS*, 15, 19–24.

## LAMPIRAN

### Lampiran 1. Independen T test BV tanah Spodosol

#### Independent Samples Test

		Levene's Test for Equality of Variances		t-test for Equality of Means		
		F	Sig.	t	df	Sig. (2-tailed)
BV_SP	Equal variances assumed	3.274	.145	1.215	4	.291
	Equal variances not assumed			1.215	2.402	.330

### Lampiran 2. Independen T test BV tanah Spodosol

#### Independent Samples Test

		Levene's Test for Equality of Variances		t-test for Equality of Means		
		F	Sig.	t	df	Sig. (2-tailed)
BJ_SP	Equal variances assumed	4.639	.098	1.100	4	.333

### Lampiran 3. Independen T test porositas tanah Spodosol

		Levene's Test for Equality of Variances		Independent Samples Test		
		F	Sig.	t	df	Sig. (2-tailed)
Porositas_SP	Equal variances assumed	.684	.455	-.665	4	.542
	Equal variances not assumed			-.665	3.418	.548

### Lampiran 4. Independen T test pH tanah Spodosol

		Levene's Test for Equality of Variances		Independent Samples Test		
		F	Sig.	t	df	Sig. (2-tailed)
pH_SP	Equal variances assumed	2.631	.180	3.189	4	.033
	Equal variances not assumed			3.189	2.399	.068

## Lampiran 5. Independen T test Nitrogen tanah spodosol

		Independent Samples Test				
		Levene's Test for Equality of Variances				
		F	Sig.	t	df	Sig. (2-tailed)
Hara_N_SP	Equal variances assumed	.281	.624	-.466	4	.665
	Equal variances not assumed			-.466	3.884	.666

## Lampiran 6. Independen T test phospor tanah spodosol

		Independent Samples Test				
		Levene's Test for Equality of Variances				
		F	Sig.	t	df	Sig. (2-tailed)
Hara_P_SP	Equal variances assumed	.024	.885	-.453	4	.674
	Equal variances not assumed			-.453	3.993	.674

## Lampiran 7. Independen T test Kalium tanah spodosol

		Independent Samples Test				
		Levene's Test for Equality of Variances				
		F	Sig.	t	df	Sig. (2-tailed)
Hara_K_SP	Equal variances assumed	.016	.905	-.447	4	.678
	Equal variances not assumed			-.447	3.996	.678

## Lampiran 8. Independen T test Bahan organik tanah spodosol

		Independent Samples Test				
		Levene's Test for Equality of Variances				
		F	Sig.	t	df	Sig. (2-tailed)
Bahan_Organik_SP	Equal variances assumed	1.079	.358	-8.180	4	.001
	Equal variances not assumed			-8.180	3.532	.002

## Lampiran 9. Independen T test KTK tanah spodosol

		Independent Samples Test				
		Levene's Test for Equality of Variances				
		F	Sig.	t	df	Sig. (2-tailed)
KTK_SP	Equal variances assumed	1.683	.264	2.529	4	.065
	Equal variances not assumed			2.529	3.057	.084

## lampiran 10. Independen T test BV tanah podsolik

## Independent Samples Test

		Levene's Test for Equality of Variances		t-test for Equality of Means		
		F	Sig.	t	df	Sig. (2-tailed)
BV_PZ	Equal variances assumed	1.333	.313	-1.531	4	.200
	Equal variances not assumed			-1.531	3.240	.217

## lampiran 11. Independen T test BJ tanah podsolik

## Independent Samples Test

		Levene's Test for Equality of Variances		t-test for Equality of Means		
		F	Sig.	t	df	Sig. (2-tailed)
BJ_PZ	Equal variances assumed	1.841	.246	1.818	4	.143
	Equal variances not assumed			1.818	2.909	.169

## Lampiran 12. Independet T test porositas tanah podsolik

		Levene's Test for Equality of Variances		Independent Samples Test		
		F	Sig.	t	df	Sig. (2-tailed)
Porositas_PZ	Equal variances assumed	.066	.810	2.065	4	.108
	Equal variances not assumed			2.065	3.972	.108

## Lampiran 13. Independen T test pH tanah podsolik

		Levene's Test for Equality of Variances		Independent Samples Test		
		F	Sig.	t	df	Sig. (2-tailed)
pH_Tanah_PZ	Equal variances assumed	1.316	.315	-1.315	4	.259
	Equal variances not assumed			-1.315	3.448	.269

## Lampiran 14. Independen T test nitrogen tanah podsolik

		Independent Samples Test				
		Levene's Test for Equality of Variances				
		F	Sig.	t	df	Sig. (2-tailed)
Hara_N_PZ	Equal variances assumed	6.767	.060	-1.560	4	.194
	Equal variances not assumed			-1.560	2.000	.259

## Lampiran 15. Independen T test phospor tanah podsolik

		Independent Samples Test				
		Levene's Test for Equality of Variances				
		F	Sig.	t	df	Sig. (2-tailed)
Hara_P_PZ	Equal variances assumed	1.191	.337	-2.614	4	.059
	Equal variances not assumed			-2.614	3.091	.077

## Lampiran 16. Independen T test kalium tanah podsolik

		Independent Samples Test				
		Levene's Test for Equality of Variances				
		F	Sig.	t	df	Sig. (2-tailed)
Hara_K_PZ	Equal variances assumed	.059	.820	-4.199	4	.014
	Equal variances not assumed			-4.199	4.000	.014










## Lampiran 17. Independen T test B-organik tanah podsolik

		Independent Samples Test				
		Levene's Test for Equality of Variances				
		F	Sig.	t	df	Sig. (2-tailed)
B_Organik_PZ	Equal variances assumed	1.910	.239	-12.888	4	.000
	Equal variances not assumed			-12.888	2.968	.001

## Lampiran 18. Independen T test KTK tanah podsolik

		Independent Samples Test				
		Levene's Test for Equality of Variances				
		F	Sig.	t	df	Sig. (2-tailed)
KTK	Equal variances assumed	.276	.627	2.764	4	.051
	Equal variances not assumed			2.764	3.867	.053

## Lampiran 19. proses penelitian

		
<p>Alat dan bahan penelitian pengambilan sampel tanah</p>	<p>Pengambilan sampel spodosol</p>	<p>Pengambilan sampel spodosol CM</p>
		
<p>Pengambilan sampel Podsolik</p>	<p>Pengambilan sampel Podsolik CM</p>	<p>Pengambilan sampel berat basah CM</p>
		
<p>Pengambilan sampel berat basah CM 5%</p>	<p>Pengambilan sampel berat kering CM 5%</p>	<p>Analisis pH, N, P, K menggunakan <i>soil sensor</i></p>



Proses titrasi B-organik dengan  $\text{FeSO}_4$



Hasil titrasi B-organik



Proses destilasi KTK



Hasil destilasi KTK



Hasil titrasi KTK